



HAPPINESS, HOPE, ECONOMIC OPTIMISM

Gallup International's 41st Annual Global End of Year Survey

Opinion Poll in 55 Countries Across the Globe

October–December 2017

Disclaimer: Gallup International Association or its members are not related to Gallup Inc., headquartered in Washington D.C. which is no longer a member of Gallup International Association. Gallup International Association does not accept responsibility for opinion polling other than its own. We require that our surveys be credited fully as Gallup International (not Gallup or Gallup Poll).

HOPE INDEX

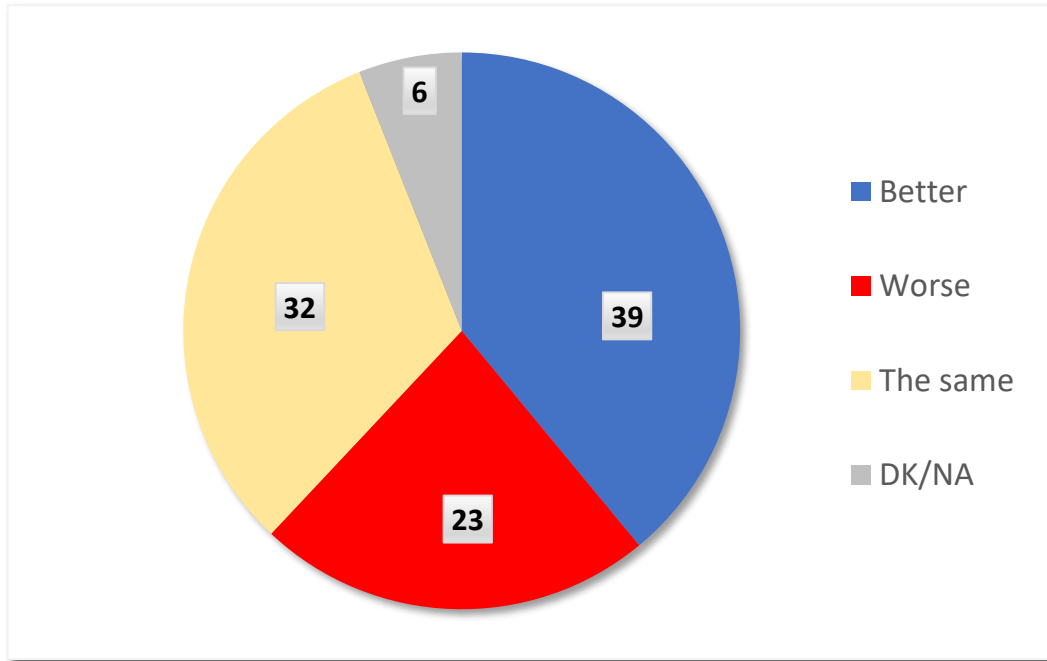
As far as you are concerned, do you think that 2018 will be better, worse or the same as 2017?

OPTIMISTS: 39

PESSIMISTS: 23

NEUTRALS: 32

GLOBAL HOPE INDEX 2017: 16



HOPE INDEX:

NET SCORE OF OPTIMISTS OVER PESSIMISTS

TOP 10 OPTIMISTS		TOP 10 PESSIMISTS	
Country	Net Score	Country	Net Score
INDONESIA	+67	ITALY	-41
NIGERIA	+64	GREECE	-30
FIJI	+57	BOSNIA & HERZEGOVINA	-18
BANGLADESH	+51	IRAN	-18
INDIA	+51	MEXICO	-8
VIETNAM	+50	PAPUA NEW GUINEA	-7
ALBANIA	+43	POLAND	-5
KOSOVO	+40	TURKEY	-4
PHILIPPINES	+40	REPUBLIC OF KOREA	-3
SWEDEN	+38	UKRAINE, LATVIA, SOUTH AFRICA	2

Definitions:

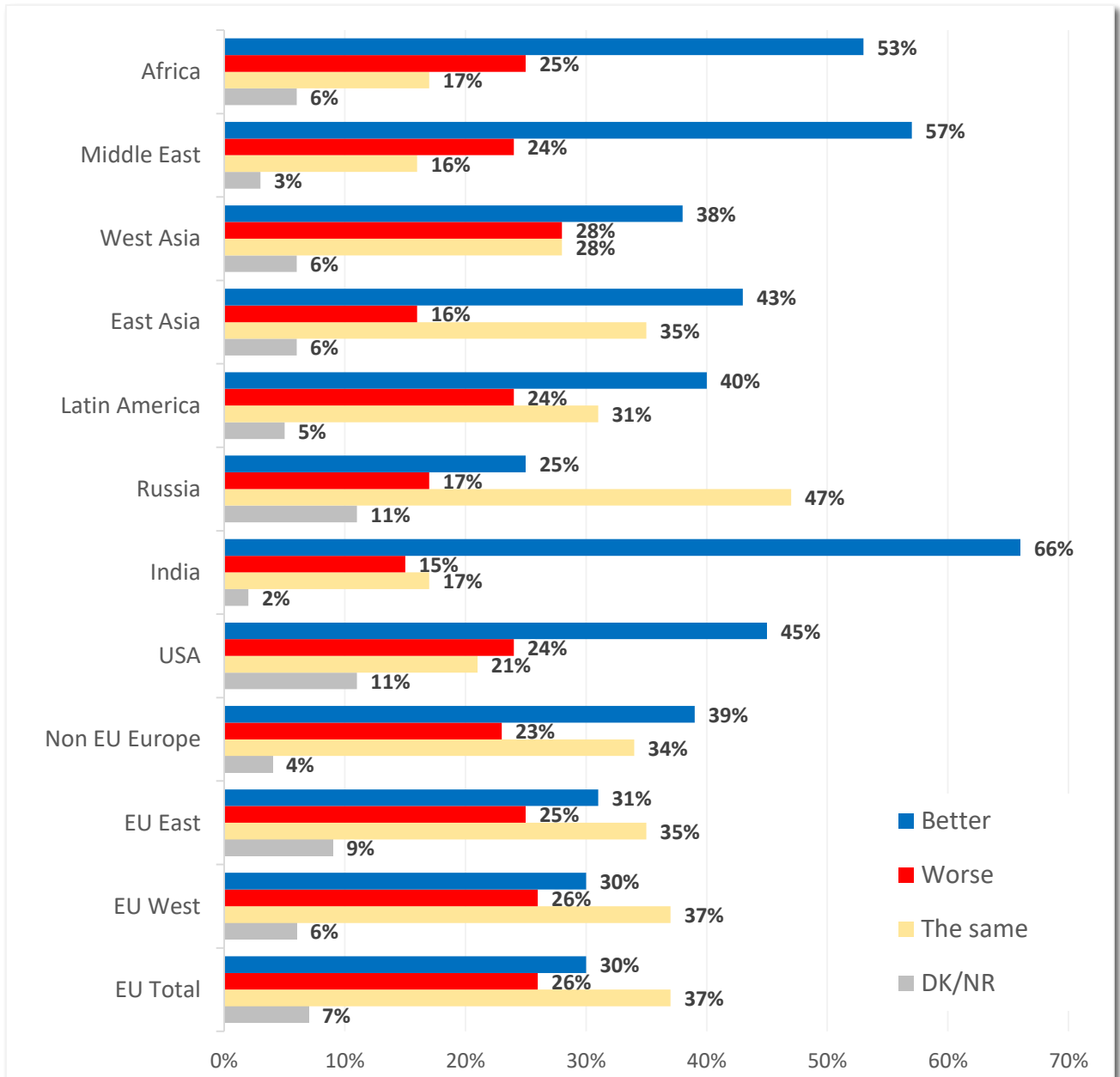
Optimists = Better

Pessimists = Worse

Neutrals = The same

HOPE INDEX - BY REGION

As far as you are concerned, do you think that 2018 will be better, worse or the same as 2017?



Regions coverage:

- **EU Total** - combines EU West and EU East
- **EU West** – Austria, France, Germany, Greece, Ireland, Italy, Netherlands, Spain, Sweden, UK
- **EU East** – Bulgaria, Czech Republic, Latvia, Poland, Romania, Slovenia, Croatia
- **Non-EU Europe** – Albania, Armenia, Bosnia & Herzegovina, Kosovo, Macedonia, Moldova, Serbia, Ukraine
- **Latin America** – Argentina, Brazil, Colombia, Ecuador, Mexico, Peru
- **East Asia** – Bangladesh, Fiji, Hong Kong, Indonesia, Japan, Papua New Guinea, Philippines, Republic of Korea, Thailand, Vietnam
- **West Asia** – Afghanistan, Azerbaijan, Iran, Kazakhstan, Pakistan, Turkey
- **Middle East** - Iraq
- **Africa** – Ethiopia, Ghana, Nigeria, South Africa
- **USA, India and Russia** are not included in any other regional category

ECONOMIC OPTIMISM INDEX

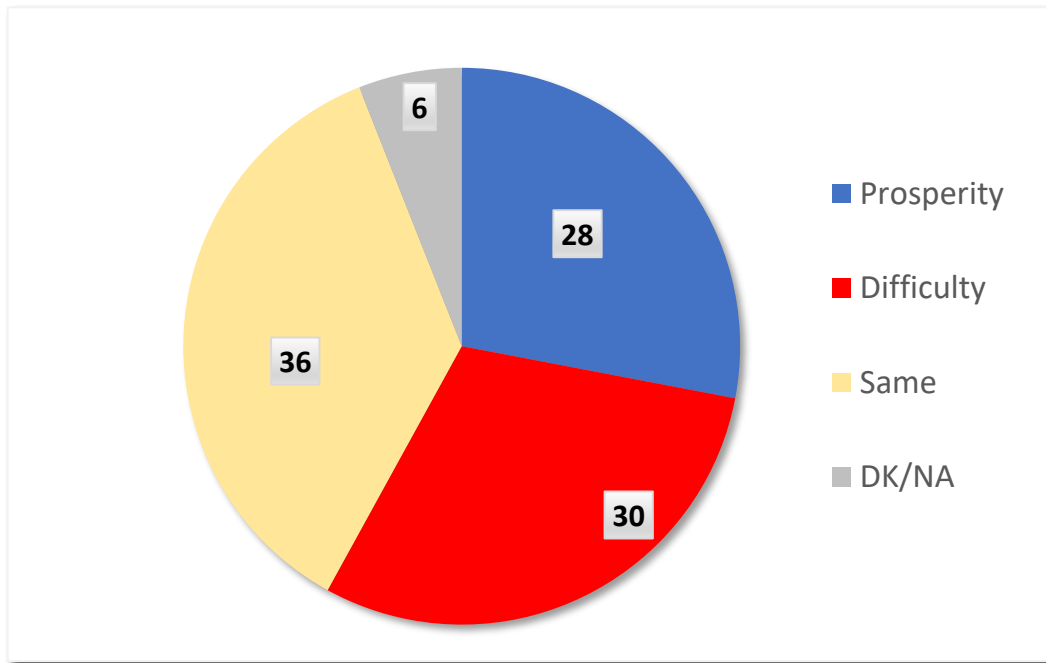
Compared to this year, in your opinion, will next year be a year of economic prosperity, economic difficulty or remain the same for your country?

OPTIMISTS: 28

PESSIMISTS: 30

NEUTRALS: 36

GLOBAL ECONOMIC OPTIMISM INDEX 2017: -2



ECONOMIC OPTIMISM INDEX: NET SCORE OF OPTIMISTS OVER PESSIMISTS

TOP 10 OPTIMISTS		TOP 10 PESSIMISTS	
Country	Net Score	Country	Net Score
NIGERIA	+59	ITALY	-50
VIETNAM	+55	GREECE	-43
INDONESIA	+53	TURKEY	-40
INDIA	+46	IRAN	-38
PHILIPPINES	+32	UKRAINE	-38
ALBANIA	+31	UK	-36
BANGLADESH	+30	SOUTH AFRICA	-35
FIJI	+27	MEXICO	-35
KOSOVO	+25	ROMANIA	-29
PAKISTAN	+20	BOSNIA & HERZEGOVINA	-27

Definitions:

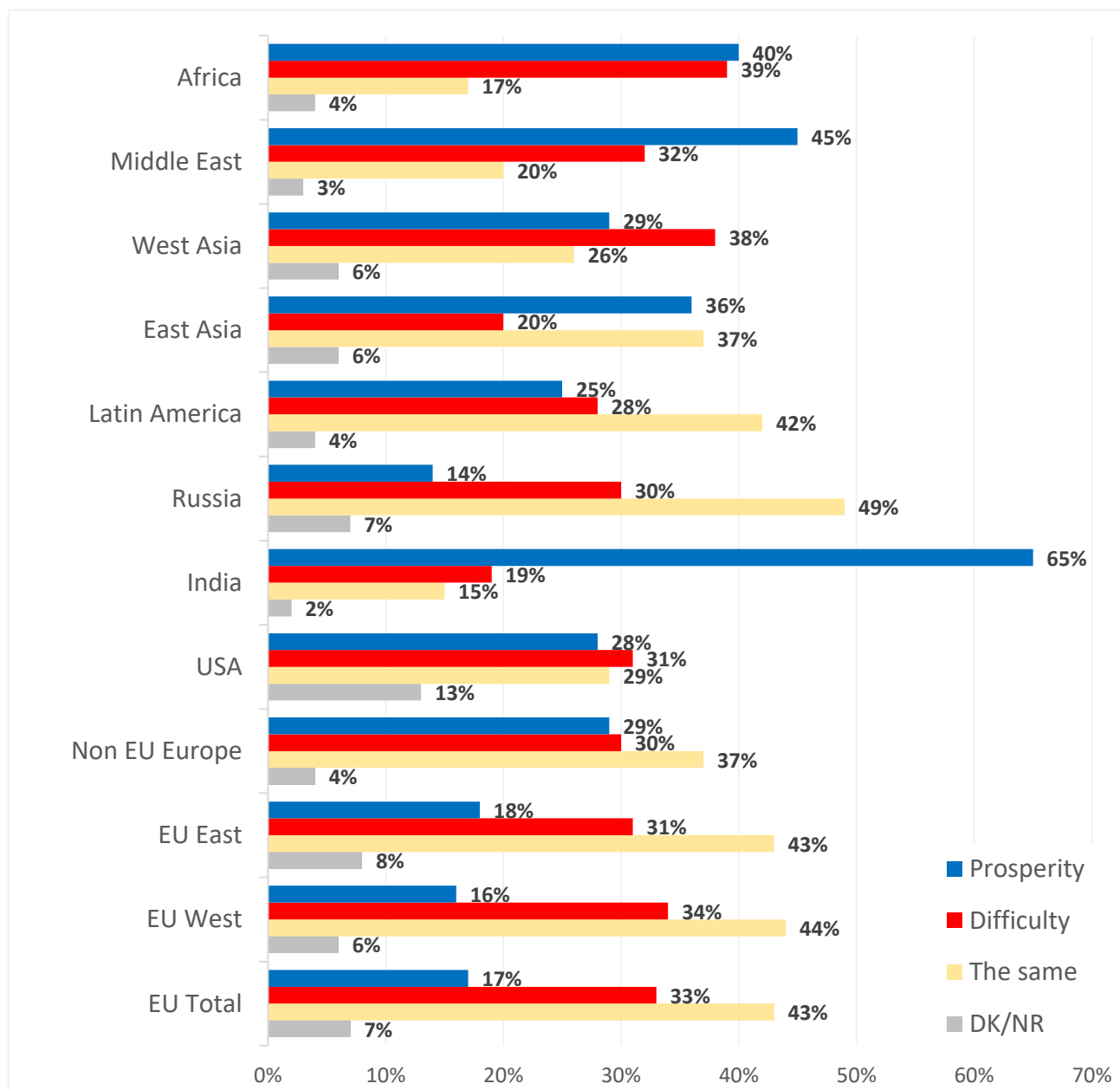
Optimists = Economic Prosperity

Pessimists = Economic Difficulty

Neutrals = Remain the same

ECONOMIC OPTIMISM INDEX – BY REGION

Compared to this year, in your opinion, will next year be a year of economic prosperity, economic difficulty or remain the same for your country?



Regions coverage:

- **EU Total** - combines EU West and EU East
- **EU West** – Austria, France, Germany, Greece, Ireland, Italy, Netherlands, Spain, Sweden, UK
- **EU East** – Bulgaria, Czech Republic, Latvia, Poland, Romania, Slovenia, Croatia
- **Non-EU Europe** – Albania, Armenia, Bosnia & Herzegovina, Kosovo, Macedonia, Moldova, Serbia, Ukraine
- **Latin America** – Argentina, Brazil, Colombia, Ecuador, Mexico, Peru
- **East Asia** – Bangladesh, Fiji, Hong Kong, Indonesia, Japan, Papua New Guinea, Philippines, Republic of Korea, Thailand, Vietnam
- **West Asia** – Afghanistan, Azerbaijan, Iran, Kazakhstan, Pakistan, Turkey
- **Middle East** - Iraq
- **Africa** – Ethiopia, Ghana, Nigeria, South Africa
- **USA, India and Russia** are not included in any other regional category

HAPPINESS INDEX

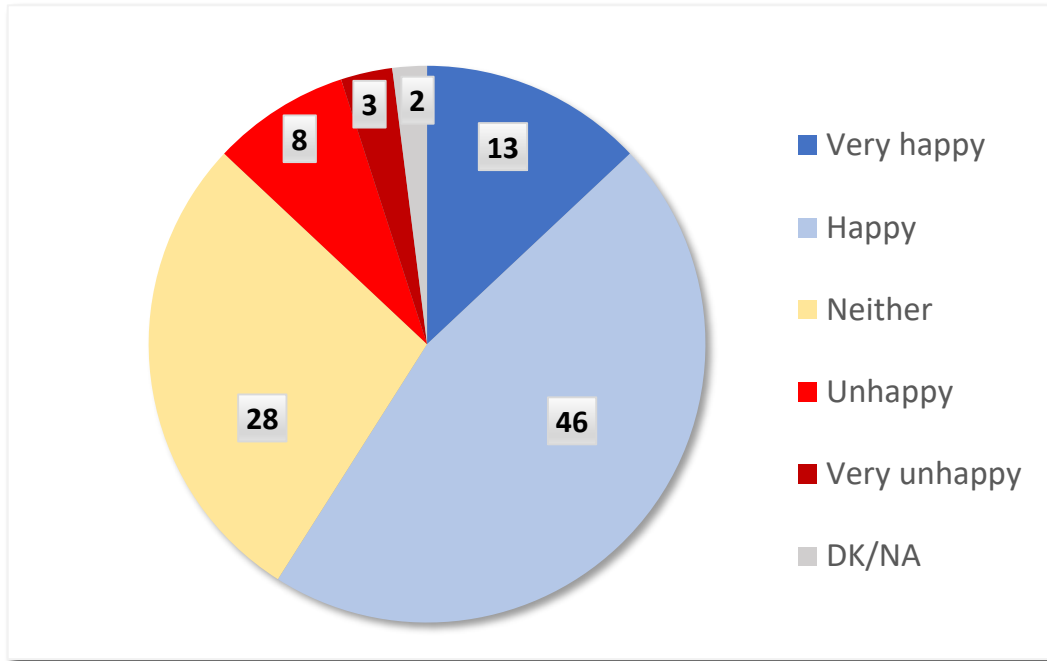
In general, do you personally feel very happy, happy, neither happy nor unhappy, unhappy or very unhappy about your life?

HAPPY: 59

UNHAPPY: 11

NEUTRALS: 28

GLOBAL HAPPINESS INDEX 2017: 48



HAPPINESS INDEX:

NET SCORE OF HAPPY OVER UNHAPPY

TOP 10 HAPPY COUNTRIES		TOP 10 UNHAPPY COUNTRIES	
Country	Net Score	Country	Net Score
FIJI	+92	IRAN	+5
COLOMBIA	+87	IRAQ	+7
PHILIPPINES	+84	UKRAINE	+8
MEXICO	+82	GREECE	+21
VIETNAM	+77	MOLDOVA	+24
KAZAKHSTAN	+74	BRAZIL	+28
PAPUA NEW GUINEA	+74	HONG KONG	+29
INDONESIA	+68	SOUTH AFRICA	+29
INDIA	+64	TURKEY	+29
ARGENTINA, NETHERLANDS	+64	GHANA	+30

Definitions:

Happy = Very happy + Happy

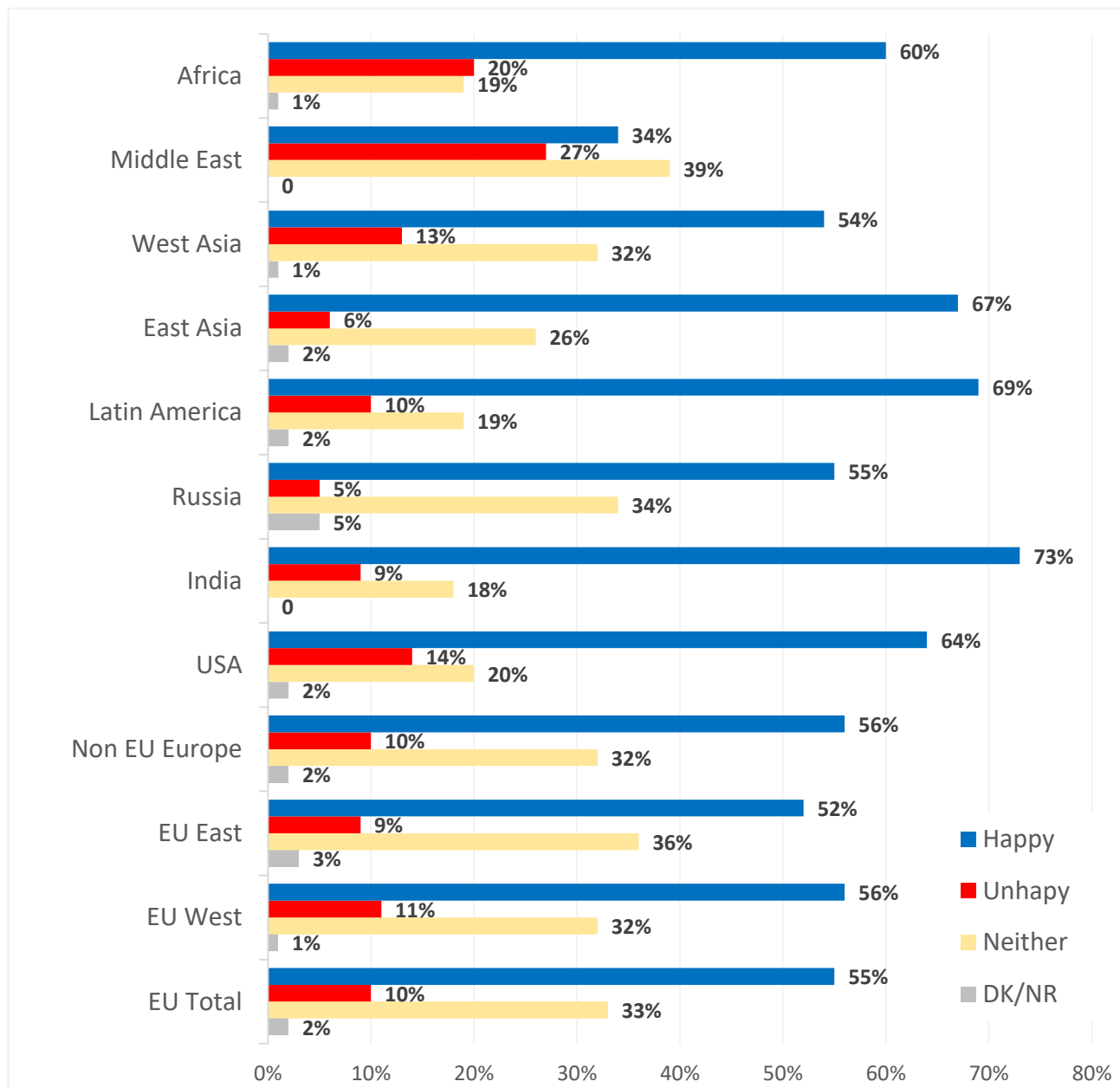
Pessimists = Unhappy + Very Unhappy

Neutrals = neither happy nor Unhappy



HAPPINESS INDEX – BY REGION

In general, do you personally feel very happy, happy, neither happy nor unhappy, unhappy or very unhappy about your life?



Regions coverage:

- **EU Total** - combines EU West and EU East
- **EU West** – Austria, France, Germany, Greece, Ireland, Italy, Netherlands, Spain, Sweden, UK
- **EU East** – Bulgaria, Czech Republic, Latvia, Poland, Romania, Slovenia, Croatia
- **Non-EU Europe** – Albania, Armenia, Bosnia & Herzegovina, Kosovo, Macedonia, Moldova, Serbia, Ukraine
- **Latin America** – Argentina, Brazil, Colombia, Ecuador, Mexico, Peru
- **East Asia** – Bangladesh, Fiji, Hong Kong, Indonesia, Japan, Papua New Guinea, Philippines, Republic of Korea, Thailand, Vietnam
- **West Asia** – Afghanistan, Azerbaijan, Iran, Kazakhstan, Pakistan, Turkey
- **Middle East** - Iraq
- **Africa** – Ethiopia, Ghana, Nigeria, South Africa
- **USA, India and Russia** are not included in any other regional category

HOPE INDEX 2017

As far as you are concerned, do you think that 2018 will be better, worse or the same as 2017?

(Countries are presented in alphabetical order)

Country	Optimists	Pessimists	Neutrals	DK/NA	NET Hope
Row					
AFGHANISTAN	36	30	31	3	+6
ALBANIA	57	14	26	3	+43
ARGENTINA	51	21	22	6	+30
ARMENIA	27	24	43	6	+3
AUSTRALIA	31	39	30	0	-8
AUSTRIA	30	21	44	5	+9
AZERBAIJAN	36	25	19	21	+11
BANGLADESH	68	17	12	3	+51
BOSNIA & HERZEGOVINA	20	38	41	2	-18
BRAZIL	41	29	27	4	+12
BULGARIA	25	22	35	19	+3
CROATIA	39	23	29	9	+16
COLOMBIA	45	27	25	3	+18
CZECH REPUBLIC	30	23	43	4	+7
ECUADOR	31	16	44	9	+15
ETHIOPIA	57	24	15	5	+33
FIJI	65	8	18	9	+57
FRANCE	26	22	39	12	+4
GERMANY	29	17	50	4	+12
GHANA	50	26	18	6	+24
GREECE	20	50	29	2	-30
HONG KONG	32	22	41	5	+10
INDIA	66	15	17	2	+51
INDONESIA	73	6	12	9	+67
IRAN	25	43	27	6	-18
IRAQ	57	24	16	3	+33
IRELAND	40	16	37	6	+24
ITALY	15	56	26	3	-41
JAPAN	22	12	42	25	+10
KAZAKHSTAN	46	11	36	7	+35
KOSOVO	51	11	34	4	+40
LATVIA	28	26	26	20	+2
MACEDONIA	46	18	31	5	+28
MEXICO	26	34	38	2	-8

Definitions:

Optimists = Better
Pessimists = Worse
Neutrals = The same



HOPE INDEX 2017

As far as you are concerned, do you think that 2018 will be better, worse or the same as 2017?

(Countries are presented in alphabetical order)

Country	Optimists	Pessimists	Neutrals	DK/NA	NET Hope
Row					
MOLDOVA	43	22	31	4	+21
NETHERLANDS	26	18	49	6	+8
NEW ZEALAND	53	21	26	0	+32
NIGERIA	74	10	12	3	+64
PAKISTAN	45	21	31	3	+24
PAPUA NEW GUINEA	31	38	29	2	-7
PERU	41	13	37	10	+28
PHILIPPINES	44	4	48	4	+40
POLAND	25	30	40	5	-5
REPUBLIC OF KOREA	19	22	58	1	-3
ROMANIA	38	35	25	2	+3
RUSSIA	25	17	47	11	+8
SERBIA	34	30	32	4	+4
SLOVENIA	42	11	44	3	+31
SOUTH AFRICA	37	35	20	8	+2
SPAIN	37	21	34	8	+16
SWEDEN	49	11	35	4	+38
THAILAND	30	21	44	6	+9
TURKEY	38	42	16	4	-4
UK	34	27	32	7	+7
UKRAINE	35	33	27	5	+2
USA	45	24	21	11	+21
VIETNAM	58	8	32	2	+50

Rounding of Decimals: There may be a slight difference of 1 in some instances. Exact figures are available elsewhere. There is also a slight possibility that the figures vary up to maximum of 1 in different versions of press releases.

Definitions:

Optimists = Better

Pessimists = Worse

Neutrals = The same

ECONOMIC OPTIMISM INDEX 2017

Compared to this year, in your opinion, will next year be a year of economic prosperity, economic difficulty or remain the same for your country?

(Countries are presented in alphabetical order)

Country	Optimists	Pessimists	Neutrals	DK/NA	NET Economic Optimism
Row					
AFGHANISTAN	31	46	21	2	-15
ALBANIA	48	17	33	2	+31
ARGENTINA	34	24	38	4	+10
ARMENIA	21	35	40	5	-14
AUSTRIA	23	27	42	7	-4
AZERBAIJAN	31	25	23	21	+6
BANGLADESH	53	23	20	3	+30
BOSNIA & HERZEGOVINA	13	40	45	3	-27
BRAZIL	21	28	48	4	-7
BULGARIA	18	26	38	18	-8
CROATIA	12	38	46	4	-26
COLOMBIA	23	31	44	3	-8
CZECH REPUBLIC	27	22	46	4	+5
ECUADOR	34	27	35	3	+7
ETHIOPIA	37	46	14	3	-9
FIJI	43	16	33	8	+27
FRANCE	14	33	42	10	-19
GERMANY	18	23	54	5	-5
GHANA	40	34	21	5	+6
GREECE	8	51	39	2	-43
HONG KONG	22	33	41	4	-11
INDIA	65	19	15	2	+46
INDONESIA	63	10	16	10	+53
IRAN	12	50	33	4	-38
IRAQ	45	32	20	3	+13
IRELAND	23	25	46	6	-2
ITALY	9	59	30	2	-50
JAPAN	13	17	46	25	-4
KAZAKHSTAN	30	19	42	9	+11
KOSOVO	42	17	36	5	+25
LATVIA	13	34	40	13	-21
MACEDONIA	36	24	34	6	+12
MEXICO	11	46	40	3	-35

Definitions:

Optimists = Economic Prosperity

Pessimists = Economic Difficulty

Neutrals = Remain the same



ECONOMIC OPTIMISM INDEX 2017

Compared to this year, in your opinion, will next year be a year of economic prosperity, economic difficulty or remain the same for your country?

(Countries are presented in alphabetical order)

Country	Optimists	Pessimists	Neutrals	DK/NA	NET Economic Optimism
Row					
MOLDOVA	24	24	46	6	0
NETHERLANDS	18	17	54	10	+1
NIGERIA	72	13	13	2	+59
PAKISTAN	46	26	22	6	+20
PAPUA NEW GUINEA	29	33	36	2	-4
PERU	33	17	41	9	+16
PHILIPPINES	42	10	46	2	+32
POLAND	17	38	37	8	-21
REPUBLIC OF KOREA	20	29	49	1	-9
ROMANIA	15	44	40	2	-29
RUSSIA	14	30	49	7	-16
SERBIA	26	41	29	4	-15
SLOVENIA	20	15	61	5	+5
SOUTH AFRICA	21	56	18	5	-35
SPAIN	20	37	38	4	-17
SWEDEN	16	18	62	4	-2
THAILAND	19	27	48	5	-8
TURKEY	18	58	21	2	-40
UK	13	49	30	8	-36
UKRAINE	16	54	25	5	-38
USA	28	31	29	13	-3
VIETNAM	61	6	32	2	+55

Rounding of Decimals: There may be a slight difference of 1 in some instances. Exact figures are available elsewhere. There is also a slight possibility that the figures vary up to maximum of 1 in different versions of press releases.

Definitions:

Optimists = Economic Prosperity

Pessimists = Economic Difficulty

Neutrals = Remain the same

HAPPINESS INDEX

In general, do you personally feel very happy, happy, neither happy nor unhappy, unhappy or very unhappy about your life?

(Countries are presented in alphabetical order)

Country	Happy	Unhappy	Neutrals	DK/NA	NET Happiness
Row					
AFGHANISTAN	54	11	35	*	+43
ALBANIA	60	13	27	*	+47
ARGENTINA	72	8	20	1	+64
ARMENIA	61	4	34	1	+57
AUSTRIA	62	8	27	2	+54
AZERBAIJAN	42	7	48	3	+35
BANGLADESH	62	11	26	1	+51
BOSNIA & HERZEGOVINA	59	12	29	1	+47
BRAZIL	53	25	21	1	+28
BULGARIA	45	10	41	5	+35
COLOMBIA	89	2	9	1	+87
CROATIA	56	8	35	1	+48
CZECH REPUBLIC	45	8	45	2	+37
ECUADOR	67	4	27	2	+63
ETHIOPIA	71	11	17	1	+60
FIJI	94	2	4	*	+92
FRANCE	50	7	42	1	+43
GERMANY	56	18	26	1	+38
GHANA	55	25	18	2	+30
GREECE	41	20	37	2	+21
HONG KONG	46	17	36	1	+29
INDIA	73	9	18	*	+64
INDONESIA	73	5	22	1	+68
IRAN	33	28	39	*	+5
IRAQ	34	27	39	0	+7
IRELAND	63	11	25	*	+52
ITALY	50	8	41	1	+42
JAPAN	58	4	28	10	+54
KAZAKHSTAN	76	2	19	3	+74
KOSOVO	68	6	26	*	+62
LATVIA	44	8	43	6	+36
MACEDONIA	61	7	30	2	+54
MEXICO	84	2	10	3	+82

Definitions:

Happy = Very happy + Happy

Pessimists = Unhappy + Very Unhappy

Neutrals = Neither Happy nor Unhappy



HAPPINESS INDEX

In general, do you personally feel very happy, happy, neither happy nor unhappy, unhappy or very unhappy about your life?

(Countries are presented in alphabetical order)

Country	Happy	Unhappy	Neutrals	DK/NA	NET Happiness
Row					
MOLDOVA	44	20	34	1	+24
NETHERLANDS	69	5	25	1	+64
NIGERIA	63	24	12	0	+39
PAKISTAN	65	16	18	1	+49
PAPUA NEW GUINEA	77	3	20	1	+74
PERU	65	4	28	3	+61
PHILIPPINES	86	2	10	1	+84
POLAND	60	8	30	2	+52
REPUBLIC OF KOREA	49	7	44	*	+42
ROMANIA	65	18	17	0	+47
RUSSIA	55	5	34	5	+50
SERBIA	54	9	35	2	+45
SLOVENIA	62	6	32	1	+56
SOUTH AFRICA	50	21	28	1	+29
SPAIN	59	8	31	1	+51
SWEDEN	55	9	34	2	+46
THAILAND	56	10	34	1	+46
TURKEY	45	16	40	*	+29
UK	58	16	26	*	+42
UKRAINE	26	18	47	9	+8
USA	64	14	20	2	+50
VIETNAM	78	1	22	0	+77

Rounding of Decimals: There may be a slight difference of 1 in some instances. Exact figures are available elsewhere. There is also a slight possibility that the figures vary up to maximum of 1 in different versions of press releases.

Definitions:

Happy = Very happy + Happy

Pessimists = Unhappy + Very Unhappy

Neutrals = Neither Happy nor Unhappy